
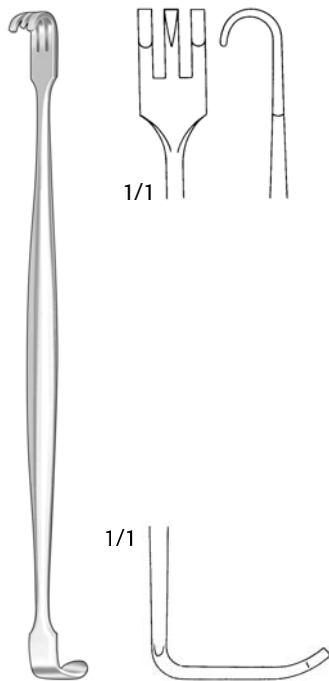


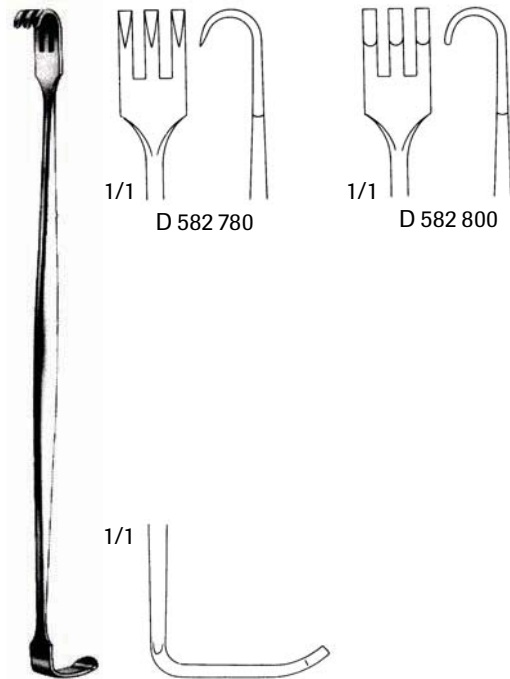
**P.I. Ragnell-Linde Retractor**  
 D 761 720  
 5-1/4" Double Ended, Serrated



**Ragnell Retractor**  
 D 582 840  
 5-3/4" Double Ended



**Safety Senn Retractor**  
 D 582 790 6-1/4" Double Ended,  
 Sharp Middle Prong, Blunt End Prongs



**Senn Retractor**  
 D 582 780  
 6-1/4" 3 Sharp Prongs, Double Ended  
 D 582 800  
 6-1/4" 3 Blunt Prongs, Double Ended